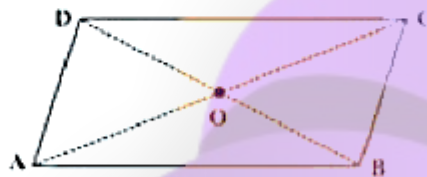
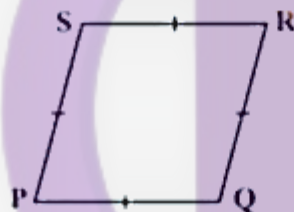


## Chapter – 3 Understanding Quadrilaterals

- **Parallelogram:** A quadrilateral with each pair of opposite sides parallel.
  - (1) Opposite sides are equal.
  - (2) Opposite angles are equal.
  - (3) Diagonals bisect one another.



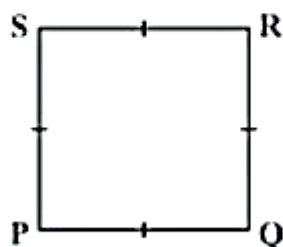
- **Rhombus:** A parallelogram with sides of equal length.
  - (1) All the properties of a parallelogram.
  - (2) Diagonals are perpendicular to each other.



- **Rectangle:** A parallelogram with a right angle.
  - (1) All the properties of a parallelogram.
  - (2) Each of the angles is a right angle.
  - (3) Diagonals are equal.



- **Square:** A rectangle with sides of equal length.
  - (1) All the properties of a parallelogram, rhombus and a rectangle.

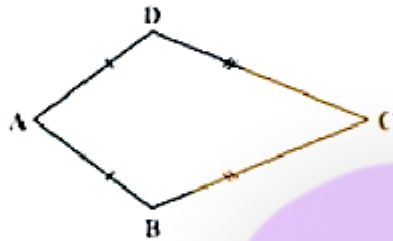


- **Kite:** A quadrilateral with exactly two pairs of equal consecutive sides

(1) The diagonals are perpendicular to one another

(2) One of the diagonals bisects the other.

(3) In the figure  $m\angle B = m\angle D$  but  $m\angle A \neq m\angle C$ .



- **Trapezium:** A quadrilateral having exactly one pair of parallel sides.



- **Diagonal:** A simple closed curve made up of only line segments. A line segment connecting two non-consecutive vertices of a polygon is called diagonal.



- **Convex :** The measure of each angle is less than  $180^\circ$ .
- **Concave:** The measure of at least one angle is more than  $180^\circ$
- **Quadrilateral:** Polygon having four sides.
- **Element of quadrilateral:**
  - (i) **Sides:** Line segments joining the points.
  - (ii) **Vertices:** Point of intersection of two consecutive sides.
  - (iii) **Opposite sides:** Two sides of a quadrilateral having no common end point.
  - (iv) **Opposite Angles:** Two angles of a quadrilateral not having a common arm.
  - (v) **Diagonals:** Line segment obtained by joining the opposite vertices.
  - (vi) **Adjacent Angles:** Two angles of a quadrilateral having a common arm.
  - (vii) **Adjacent Sides:** Two sides of a quadrilateral having a common end point.