



Unit 2

# Welcome to My World



## Chapter 1

### It is Fun



Let us recite



It's fun to be this,  
It's fun to be that,  
To leap like a lamb,  
To climb like a cat.



#### Sight words

this | that | like | to |  
them | all | none






To hop like a frog,  
To swim like a fish,  
To trot like a horse,  
To fly like a bird.



I can act  
Just like them all,  
It's fun to be this,  
It's fun to be that.



**New words**

fun | climb | leap | swim | trot | fly |

- A. Listen to the sounds that your teacher will share on the mobile. Can you identify the sounds?
- B. Answer the Questions.

Teacher: If you were a cat, what would you do?

Child 1: I would run after a mouse.

Child 2: I would drink milk.

Child 3: I would say 'meow'.

Teacher: If you meet an elephant, what would you say?

Child 1: I would say \_ \_ \_

Child 2: I would say \_ \_ \_

Child 3: I would say \_ \_ \_



### Note to the teacher

- Download and share the sounds on the mobile such as, croaking of a frog, cackling of a hen, quack of a duck, bleat of a sheep, etc. Let children guess the names of the animals.
- Think of imaginary situations and begin a conversation.
- You may ensure that all the students get their turn to answer.





C. Say the words

climb	leap	swim	trot	fly
-------	------	------	------	-----

Now make sentences with these words. One has been done for you.

Monkeys climb trees.



A. What can you do like any animal or bird?

I can \_\_\_\_\_ like a \_\_\_\_\_ .

B. Name any two animals or birds other than fish that can swim?

1. \_\_\_\_\_ 2. \_\_\_\_\_

C. Name any two animals that live on trees?

1. \_\_\_\_\_ 2. \_\_\_\_\_

D. Answer the following

1. What can the child in the poem do?

\_\_\_\_\_  
\_\_\_\_\_

2. The child in the poem can do so many things.

Which of them (any two) do you like the most?

\_\_\_\_\_  
\_\_\_\_\_





## Picture Reading

What do you see in the picture? Talk about it.

Write a few sentences about the picture.









## Let us think

A. Match the animals to their actions.

The horse trots.



The lamb leaps.



The snake crawls.



The squirrel runs.



The monkey swings.



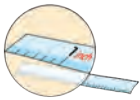


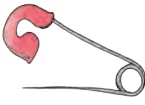









## Let us speak

### A. Look at the pictures.

Read the words below each picture.

1	 an inch	 an inkpot	 an igloo
2	 a pin	 a list	 a fish
3	 a bin	 a ring	 a ship



## Let us sing

### Song of I

I is both a letter and a word (clap clap clap)

I is both a letter and a word (clap clap clap)

Even though they look the same

You use I and not your name

I is both a letter and a word. (clap clap clap)

#### Note to the teacher

- Sing the above song and encourage children to sing it too. Help them understand the notion that 'I' is oneself.








Let us draw

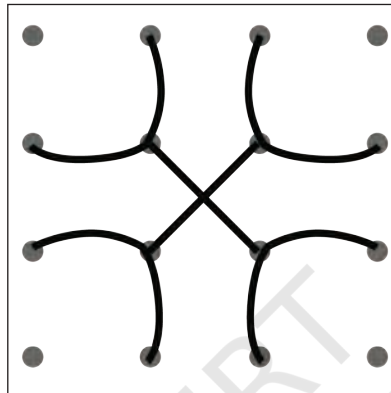
## Rangoli

Follow the steps to draw a rangoli and colour it.

Step 1



Step 2



Step 3

