


Chapter 6. Paper Boats



0332CH06



Meena walked towards the stream near the bamboo bridge. She bent a little and put a paper boat in the water. It sailed down the stream swiftly. Meena was delighted. She went on putting several paper boats in the stream.



As the boats floated down the stream, she saw a naughty boy pushing the boats into the water. Meena stared at the boy angrily. He did not care for Meena's angry face. She shouted "Stop!" But the boy did not stop.



"Why are you overturning the paper boats?" Meena asked angrily.

"Because it is fun," replied the boy.

"It may be fun for you, but those are my paper boats" said Meena. "So, you just stop overturning my boats."

The boy thought for a minute and said, "I will not do it again, but I also want to play. Can you help me?"

Meena said, "I have enough paper. You can make boats for yourself."



The boy answered, “I don’t know how to fold the paper to make boats.”

Meena said, “That’s easy, I will help you.” She showed him how to make the boats.

Meena took out coloured paper of different sizes. She showed the boy how to fold and re-fold the paper to make a boat. The boy watched carefully. Then he took a piece of paper and started to make a paper boat. Soon a few boats were ready.

Meena gently put her boats in the stream. The boy put his boats in the stream too. The boats sailed down the stream. Both enjoyed watching the boats.

New words

delighted several overturning stream watched

A. Answer the following.

1. What was Meena playing with?





2. Meena was angry. Why?

3. How did Meena help the boy?

B. Think and answer.

1. Meena made paper boats. What else can you make with paper? Discuss in small groups.
2. What games do you play with your friends? Which one do you like the most? Why?


C. Say whether True or False.

1. The boy thought it was fun to overturn paper boats.
2. Meena ran home to complain about the boy.
3. The boy did not know how to make paper boats.
4. Meena had only white paper.



Look at the pictures.

Tell the story of 'Manish saves the ant' to the class.



Note to the teacher

- Give a help box according to the level of learners.
- Provide support to the learners as and when needed.

Read the following sentences. Observe the underlined words.

Example 1

- Meena walked towards the stream near the bamboo bridge.
- She bent a little and launched a paper boat.

In the second sentence, '**she**' is used instead of Meena.

Example 2

- The boy jumped into the stream and pulled the boat out.
- He gave it to Meena

In the second sentence, '**he**' is used instead of the word 'boy'.

A. Fill in the blanks using 'he' or 'she'.

1. Rani likes playing outside.
_____ likes flying kites.
2. Sahil has a top.
_____ plays with it every day.
3. Durga is five years old.
_____ is going to school.
4. Ranjit goes to school, regularly.
_____ likes reading stories.



Note to the teacher

- Draw learners' attention to the use of 'he' and 'she' in the texts covered in Units 1 and 2.
- Encourage students to create and share sentences using 'he' and 'she'.



B. Look at the picture.




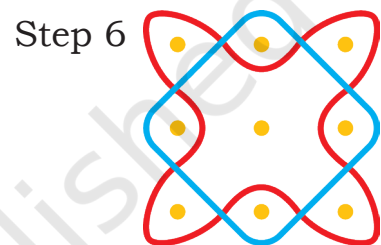
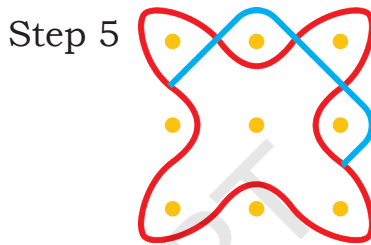

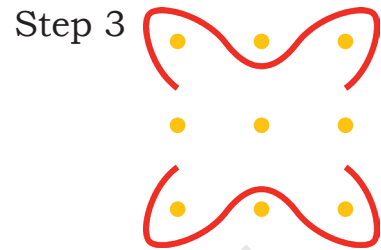
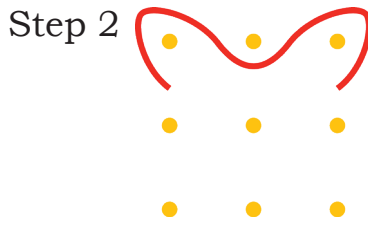

Write where each thing is. Choose the correct word from the brackets.

1. The bat is _____ (on/under) the bed.
2. The bag is _____ (in/on) the chair.
3. The ball is _____ (in/under) the box.
4. The car is _____ (in/under) the table.
5. The books are _____ (in/on) the shelves.

Note to the teacher

Reinforce the concept of preposition by adding examples from the learners' milieu.

A. Follow the steps to draw a rangoli.



Note to the teacher

Help students recall the rangoli activity given on the page 26 of *Mridang*, Class 2.





A. Write a few lines about the picture using the following clues.

park	children	playing	see-saw
swings	slide	enjoying	happy




Note to the teacher
Encourage learners to share their sentences in the class.



B. Solve the crossword puzzle.

Hint: All the answers are related to toys and games.



Across

2. A round object that spins on a needle
3. An object used to hit a ball
4. A round glass ball used for playing

Down

1. A game played using a ball and your foot
3. A round object used to play
5. A seat tied by ropes and which moves front and back



- A. Talk to your elders at home. Find out what games they played when they were young. Learn a game from them and share with your friends preferably in small groups.**

© NCERT
not to be republished



SELF ASSESSMENT

1. I can recite the poems

- in a group.
- in pairs.
- by repeating after my teacher.
- by myself.

2. I can read the stories

- by myself.
- with my classmates.
- with the help of my teacher.

3. I can write

- by copying from the book or the board.
- as my teacher speaks.
- with the help of my classmates.
- by myself.

4. I can tell the stories that I have read or listened

- by myself (without any help).
- with the help of the teacher.
- by using the book.

5. I was able to do

- all the exercise questions.
- most of the exercise questions.
- a few exercise questions.



Note to the teacher

The assessment sheet can be filled by the student under the guidance of parents and teachers.

